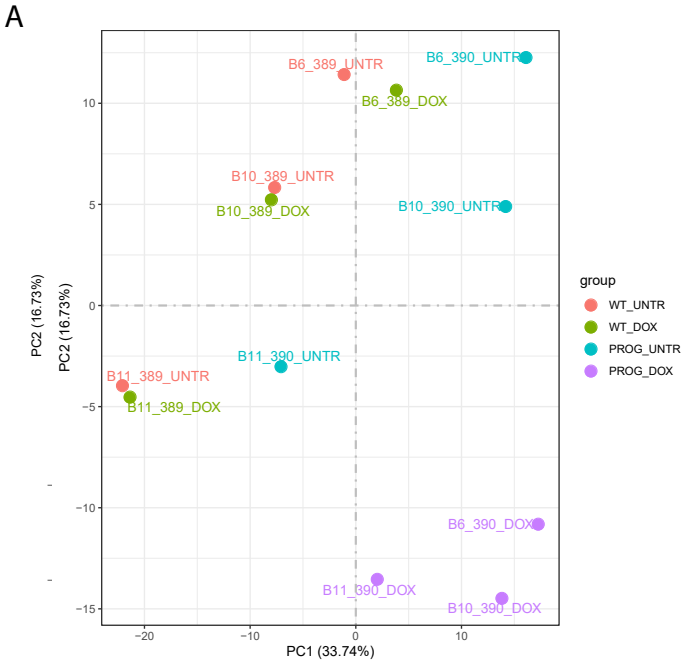
A
B6_389_UNTR
B6_390_UNTR
B6_389_DOX
B10_389_UNTR
B10_389_DOX
B10_390_UNTR
B11_390_UNTR
B11_389_UNTR
B11_389_DOX
B6_390_DOX
B11_390_DOX
B10_390_DOX
PC2 (16.73%)
PC1 (33.74%)
group
WT_UNTR
WT_DOX
PROG_UNTR
PROG_DOX

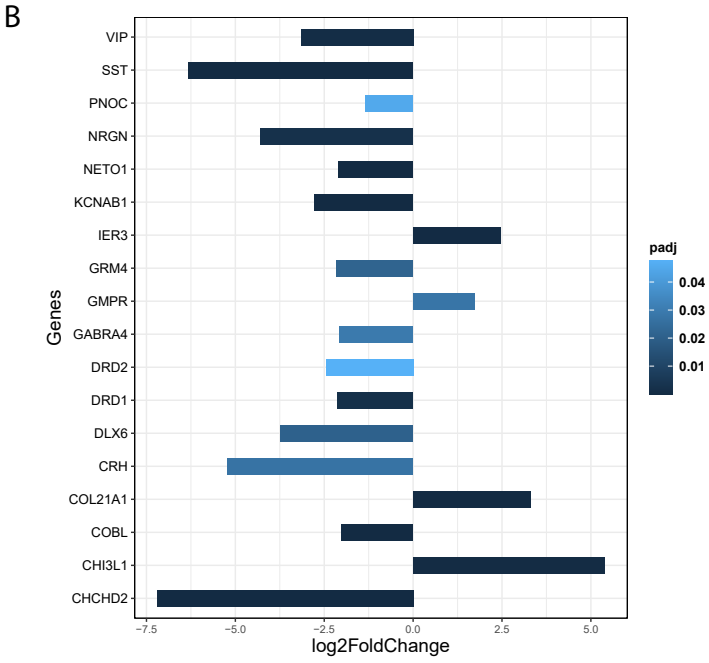
B
VIP
SST
PNOC
NRGN
NETO1
KCNAB1
IER3
GRM4
GMPR
GABRA4
DRD2
DRD1
DLX6
CRH
COL21A1
COBL
CHI3L1
CHCHD2
Genes
log2FoldChange
padj
0.04
0.03
0.02
0.01

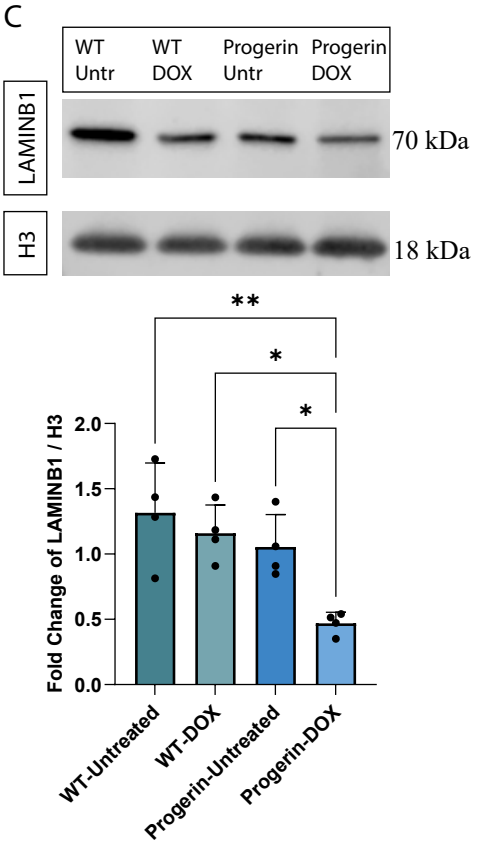
C
WT Untr
WT DOX
Progerin Untr
Progerin DOX
LAMINB1
70 kDa
H3
18 kDa
Fold Change of LAMINB1 / H3
WT-Untreated
WT-DOX
Progerin-Untreated
Progerin-DOX

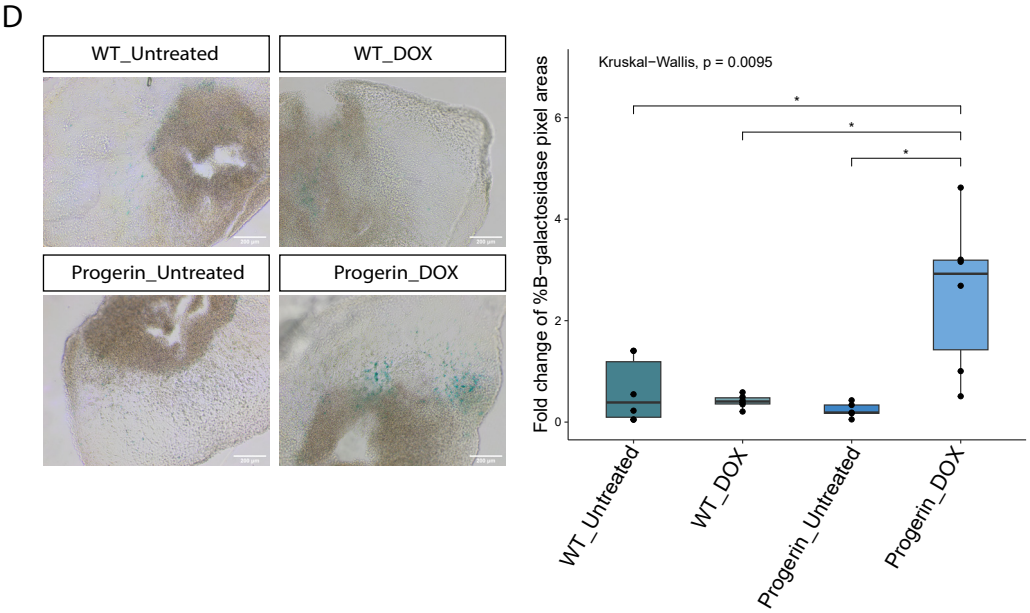
D
WT_Untreated
WT_DOX
Progerin_Untreated
Progerin_DOX
Kruskal−Wallis, p = 0.0095
Fold change of %B−galactosidase pixel areas
WT_Untreated
WT_DOX
Progerin_Untreated
Progerin_DOX