

hPSC Scorecard™ Data Analysis Report

Project Summary

Project name: IRI-Phasell-Cryopreservation
 Reference data version: 2
 Report run date and time: 06-01-2021 09:23:00
 User full name: CLAIRE.LARRY@LIH.LU
 Instrument type: 7500 System v2.x™
 Block type: 96 Wells Fast
 Project description:

Scorecard Results

N8_kmommaerts_200928_173638.eds
IRI-Pha...-Exp-N8
<p> Self-renew + Ecto - Meso - Endo - </p>

N7_kmommaerts_200928_165303.eds
IRI-Pha...-Exp-N7
<p> Self-renew + Ecto - Meso - Endo - </p>

For Research Use Only. Not for use in diagnostic procedures.

Life Technologies Corporation

5791 Van Allen Way | Carlsbad, CA 92008 USA | Phone +1 760 603 7200 | Toll Free in USA 800 955 6288

www.thermofisher.com/scorecard

hPSC Scorecard™ Data Analysis Report

N9_kmommaerts_200928_182629.eds
IRI-Pha...-Exp-N9
Self-renew <input checked="" type="checkbox"/> Ecto <input type="checkbox"/> Meso <input type="checkbox"/> Endo <input type="checkbox"/>

For Research Use Only. Not for use in diagnostic procedures.

Life Technologies Corporation

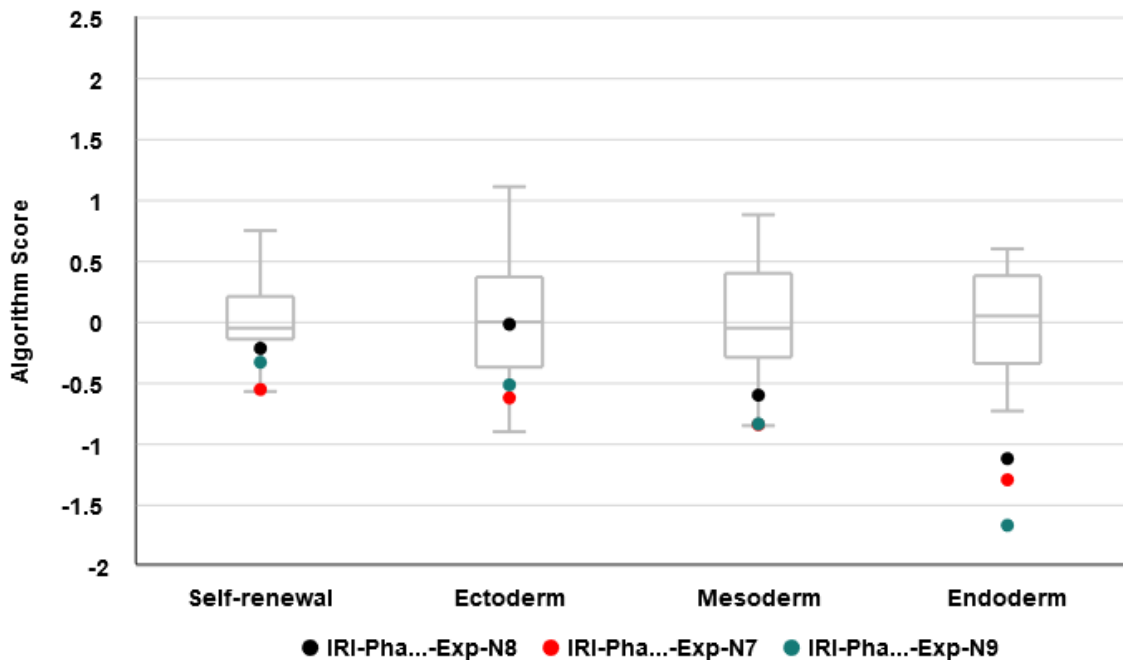
5791 Van Allen Way | Carlsbad, CA 92008 USA | Phone +1 760 603 7200 | Toll Free in USA 800 955 6288

www.thermofisher.com/scorecard

hPSC Scorecard™ Data Analysis Report

Scores Box Plot

Sample scores are plotted in color. The range of scores for the undifferentiated reference set is indicated by the gray box plots.



For Research Use Only. Not for use in diagnostic procedures.

Life Technologies Corporation

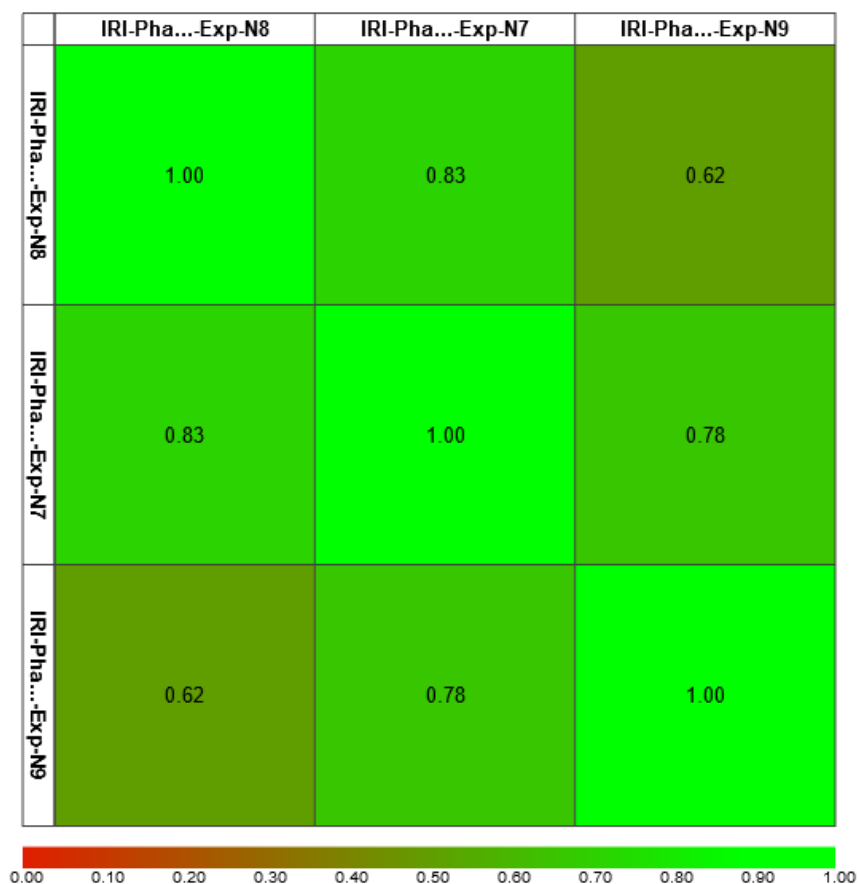
5791 Van Allen Way | Carlsbad, CA 92008 USA | Phone +1 760 603 7200 | Toll Free in USA 800 955 6288

www.thermofisher.com/scorecard

hPSC Scorecard™ Data Analysis Report

Correlation Plot

Pair-wise comparison of the 96 Ct or ?Ct values for all selected samples in the project. Scatter plots are shown in the upper right half of the matrix whereas corresponding correlation coefficients (r2 values) are shown in the lower right half of the matrix.



For Research Use Only. Not for use in diagnostic procedures.

Life Technologies Corporation

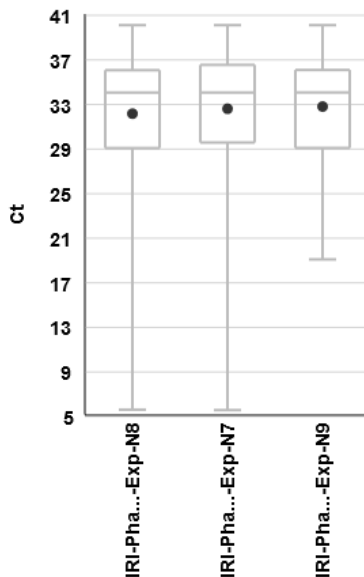
5791 Van Allen Way | Carlsbad, CA 92008 USA | Phone +1 760 603 7200 | Toll Free in USA 800 955 6288

www.thermofisher.com/scorecard

hPSC Scorecard™ Data Analysis Report

Assay QC Plot

The box plot shows the range of Ct values or Δ Ct values for all 96 genes in the hPSC Scorecard™ Panel



For Research Use Only. Not for use in diagnostic procedures.

Life Technologies Corporation

5791 Van Allen Way | Carlsbad, CA 92008 USA | Phone +1 760 603 7200 | Toll Free in USA 800 955 6288

www.thermofisher.com/scorecard