


# hPSC Scorecard™ Data Analysis Report

## Project Summary

Project name: IRI-Phasell-Cryo-M081  
 Reference data version: 2  
 Report run date and time: 06-01-2021 10:16:50  
 User full name: CLAIRE.LARRY@LIH.LU  
 Instrument type: 7500 System v2.x™  
 Block type: 96 Wells Fast  
 Project description:

## Scorecard Results

M072_Scorecard_IRIs_M081_Coll_THAUTO_cbello_190131_155554.eds	
coll	
<p>Self-renew</p> <p> <input type="radio"/> <input checked="" type="radio"/> <input checked="" type="radio"/> <input type="radio"/> </p>	<p>Ecto</p> <p> <input checked="" type="radio"/> <input type="radio"/> <input type="radio"/> <input type="radio"/> </p>
<p>Meso</p> <p> <input type="radio"/> <input checked="" type="radio"/> <input type="radio"/> <input type="radio"/> </p>	<p>Endo</p> <p> <input type="radio"/> <input type="radio"/> <input type="radio"/> <input type="radio"/> </p>

M072_Scorecard_IRIs_M081_H-CI14_THAUTO_cbello_190131_150931.eds	
H-CI14 	
<p>1. Sendai detected.</p> <p>Self-renew</p> <p> <input type="radio"/> <input checked="" type="radio"/> <input checked="" type="radio"/> <input type="radio"/> </p>	<p>Ecto</p> <p> <input type="radio"/> <input checked="" type="radio"/> <input type="radio"/> <input type="radio"/> </p>
<p>Meso</p> <p> <input type="radio"/> <input checked="" type="radio"/> <input type="radio"/> <input type="radio"/> </p>	<p>Endo</p> <p> <input type="radio"/> <input type="radio"/> <input type="radio"/> <input type="radio"/> </p>

For Research Use Only. Not for use in diagnostic procedures.

Life Technologies Corporation

5791 Van Allen Way | Carlsbad, CA 92008 USA | Phone +1 760 603 7200 | Toll Free in USA 800 955 6288

[www.thermofisher.com/scorecard](http://www.thermofisher.com/scorecard)

# hPSC Scorecard™ Data Analysis Report

M072_Scorecard_IRIs-M081-G-CI7_THAUTO_kmomma_190131_142306.eds
M081-G-CI7
Self-renew <input type="checkbox"/> Ecto <input checked="" type="checkbox"/> Meso <input checked="" type="checkbox"/> Endo <input type="checkbox"/>

For Research Use Only. Not for use in diagnostic procedures.

Life Technologies Corporation

5791 Van Allen Way | Carlsbad, CA 92008 USA | Phone +1 760 603 7200 | Toll Free in USA 800 955 6288

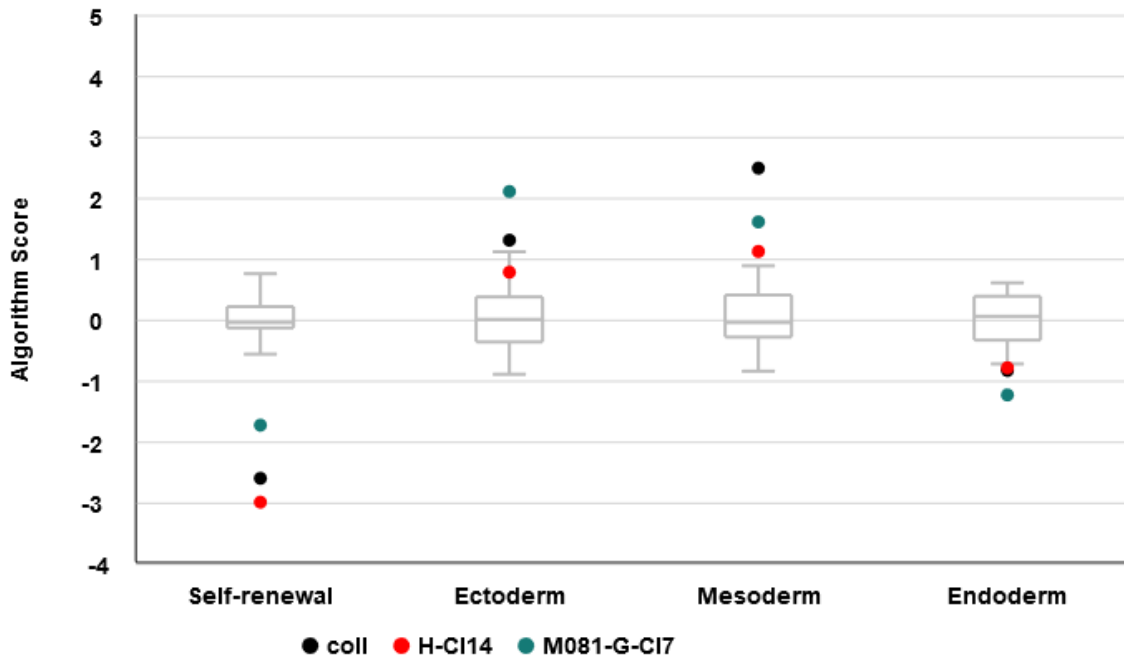
[www.thermofisher.com/scorecard](http://www.thermofisher.com/scorecard)



# hPSC Scorecard™ Data Analysis Report

## Scores Box Plot

Sample scores are plotted in color. The range of scores for the undifferentiated reference set is indicated by the



For Research Use Only. Not for use in diagnostic procedures.

Life Technologies Corporation

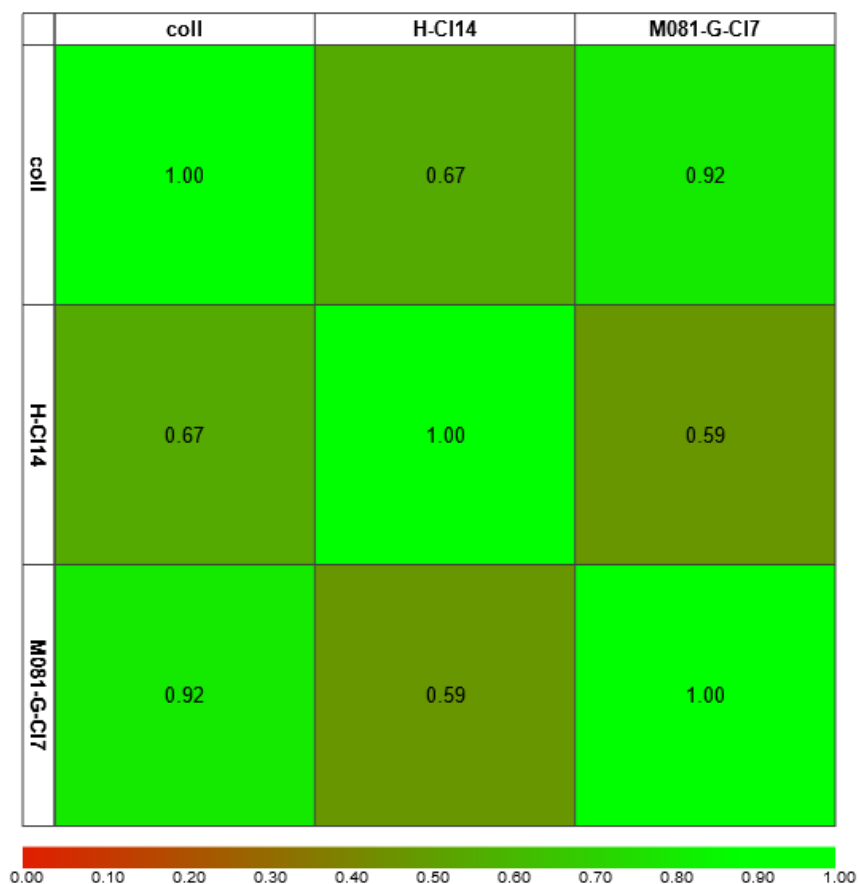
5791 Van Allen Way | Carlsbad, CA 92008 USA | Phone +1 760 603 7200 | Toll Free in USA 800 955 6288

[www.thermofisher.com/scorecard](http://www.thermofisher.com/scorecard)

# hPSC Scorecard™ Data Analysis Report

## Correlation Plot

Pair-wise comparison of the 96 Ct or ?Ct values for all selected samples in the project. Scatter plots are shown in the upper right half of the matrix whereas corresponding correlation coefficients (r2 values) are shown in the lower right half of the matrix.



For Research Use Only. Not for use in diagnostic procedures.

Life Technologies Corporation

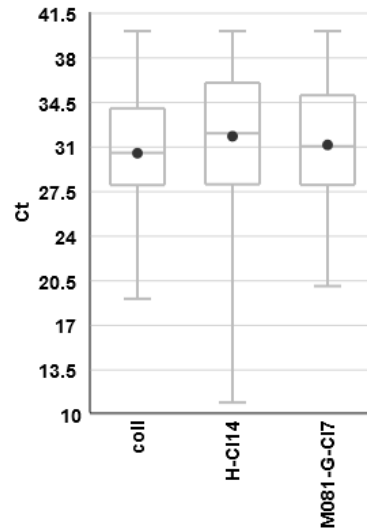
5791 Van Allen Way | Carlsbad, CA 92008 USA | Phone +1 760 603 7200 | Toll Free in USA 800 955 6288

[www.thermofisher.com/scorecard](http://www.thermofisher.com/scorecard)

# hPSC Scorecard™ Data Analysis Report

## Assay QC Plot

The box plot shows the range of Ct values or  $\Delta$ Ct values for all 96 genes in the hPSC Scorecard™ Panel



For Research Use Only. Not for use in diagnostic procedures.

Life Technologies Corporation

5791 Van Allen Way | Carlsbad, CA 92008 USA | Phone +1 760 603 7200 | Toll Free in USA 800 955 6288

[www.thermofisher.com/scorecard](http://www.thermofisher.com/scorecard)