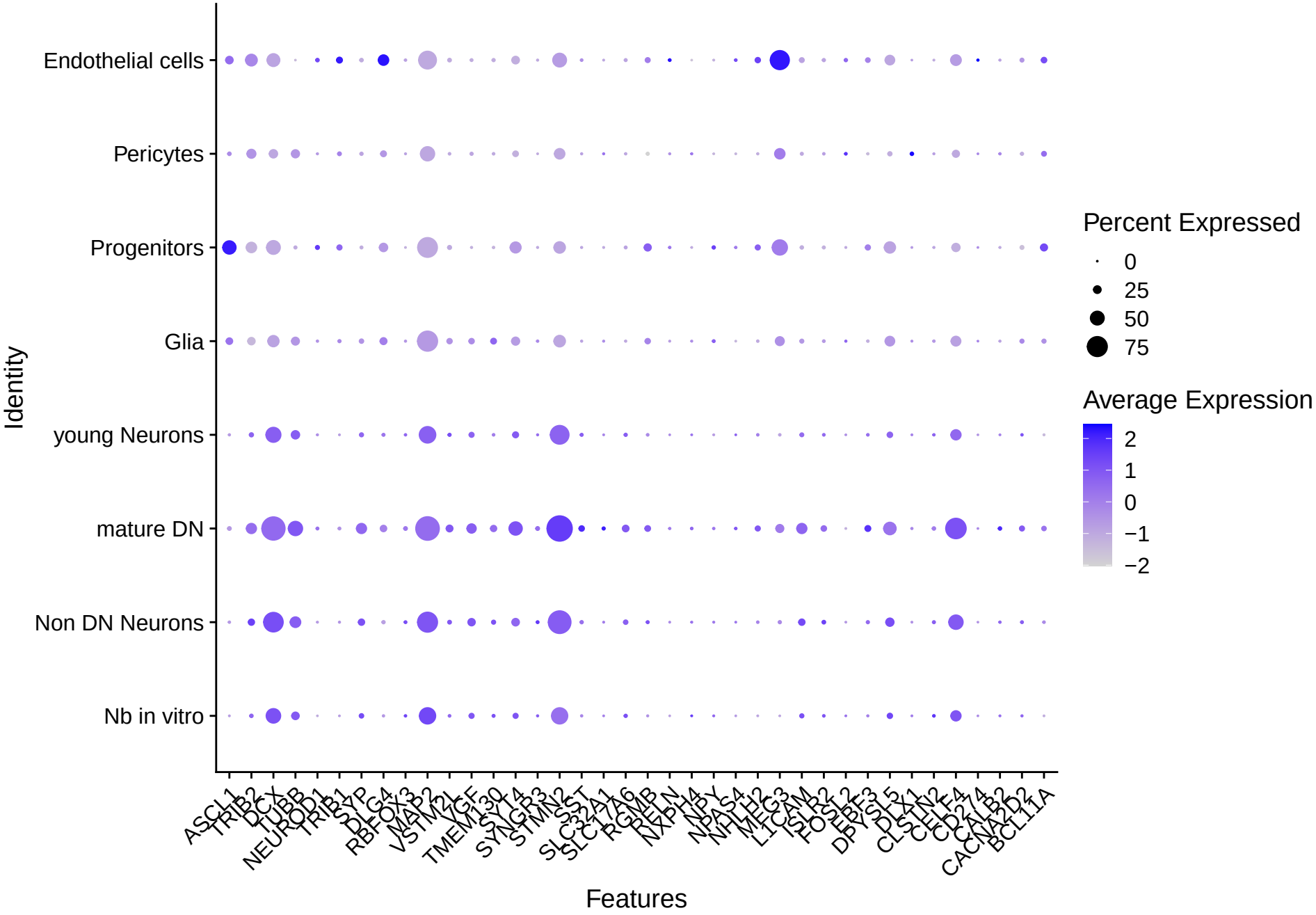
Endothelial cells
Pericytes
Progenitors
Glia
young Neurons
mature DN
Non DN Neurons
Nb in vitro
Identity
ASCL1
TRIB2
DCX
TUBB
NEUROD1
TRIB1
STMN1
DLG4
RBFOX3
MAP2
VSTM2L
VGF
TMEM130
SYT4
SYNGR3
STMN2
SST
SLC32A1
SLC17A6
RGMB
RELN
NXPH4
NPY
NPAS4
NHLH2
MEG3
L1CAM
ISLR2
FOSL2
EBF3
DPYSL5
DLX1
CLSTN2
CELF4
CD274
CALB2
CACNA2D2
BCL11A
Features
Percent Expressed
0
25
50
75
Average Expression
2
1
0
−1
−2

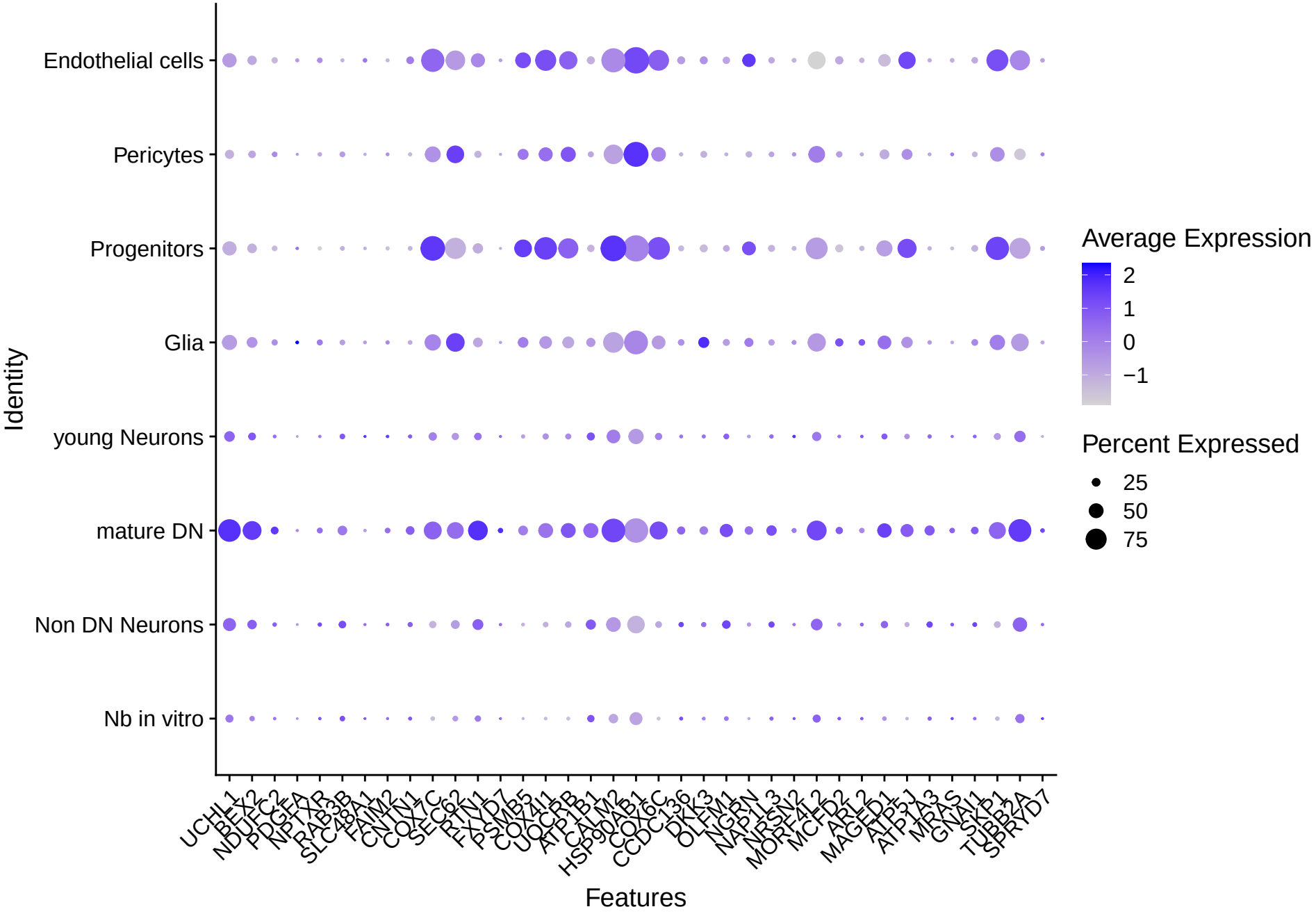
Identity
Endothelial cells
Pericytes
Progenitors
Glia
young Neurons
mature DN
Non DN Neurons
Nb in vitro
UCHL1
BEX2
NDUFC2
PDGFA
NPTXR
RAB3B
SLC48A1
FAIM2
CNTN1
COX7C
SEC62
RTN1
FXYD7
PSMB5
COX4I1
UQCRB
ATP1B1
CALM2
HSP90AB1
COX6C
CCDC136
DKK3
OLFM1
NGRN
NAP1L3
NRSN2
MORF4L2
MCFD2
ARL2
MAGED1
ATP5J
ATP1A3
MRAS
GNAI1
SKP1
TUBB2A
SPRYD7
Features
Average Expression
2
1
0
−1
Percent Expressed
25
50
75

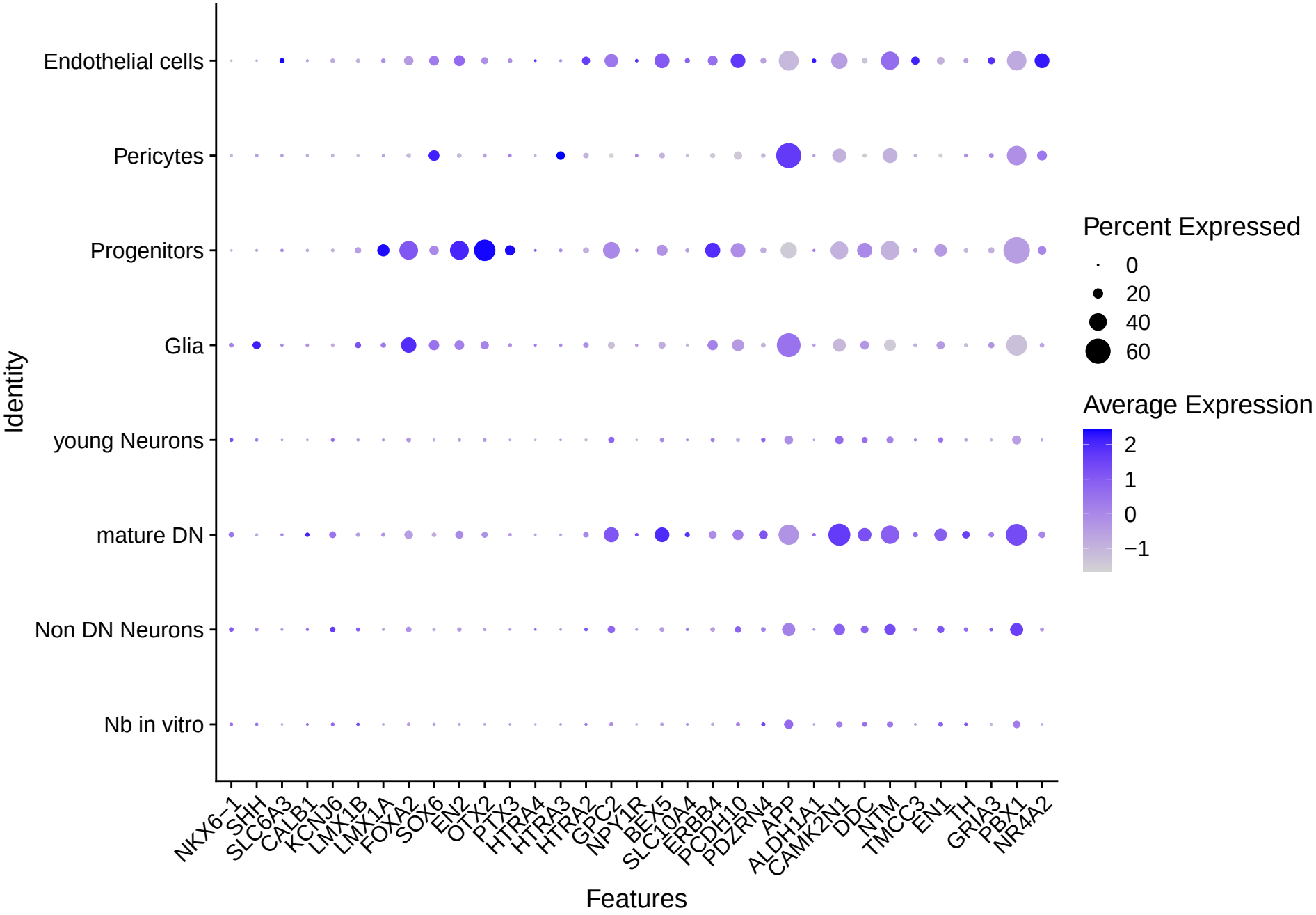
Endothelial cells
Pericytes
Progenitors
Glia
young Neurons
mature DN
Non DN Neurons
Nb in vitro
Identity
NKX6−1
SHH
SLC6A3
CALB1
KCNJ6
LMX1B
LMX1A
FOXA2
SOX6
EN2
OTX2
PTX3
HTRA4
HTRA3
HTRA2
GPC2
NPY1R
BEX5
SLC10A4
ERBB4
PCDH10
PDZRN4
APP
ALDH1A1
CAMK2N1
DDC
NTM
TMCC3
EN1
TH
GRIA3
PBX1
NR4A2
Features
Percent Expressed
0
20
40
60
Average Expression
2
1
0
−1