

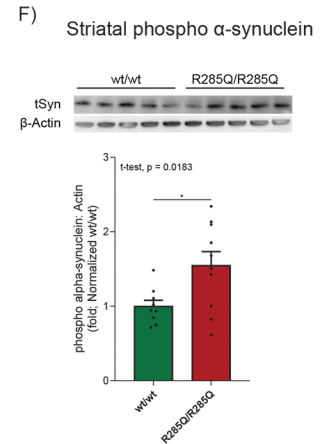
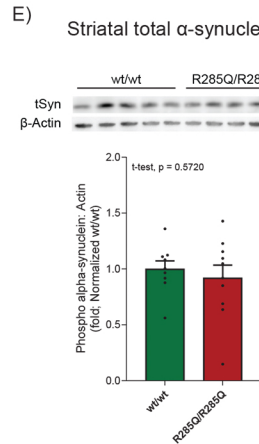
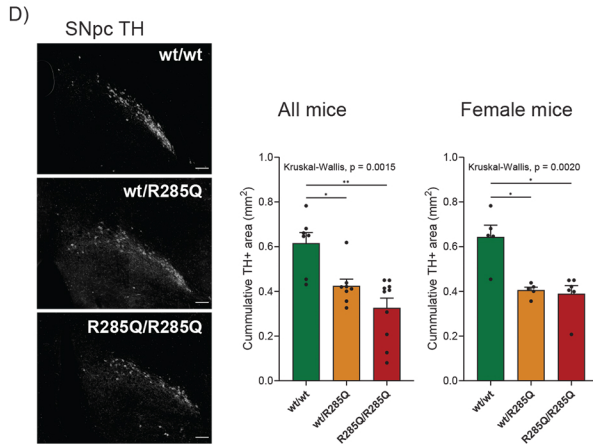
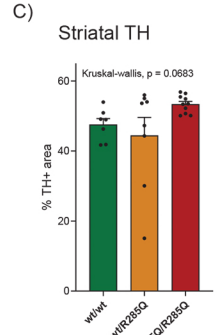
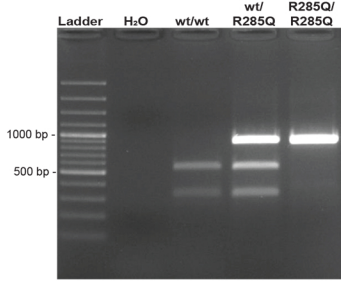
B)

Q81X12 | MIRO1_HUMAN 228 DVKNVVRKHISDGVADSGLTGKGLFLHFLTIQGRHETTWTVLRFRFGYDDDDLDLTPEYL 287
 Q8BG51 | MIRO1_MOUSE 241 DVKNVVRKHLSDGVADSGLTGKGLFLHFLTIQGRHETTWTVLRFRFGYDDDDLDLTPEYL 300

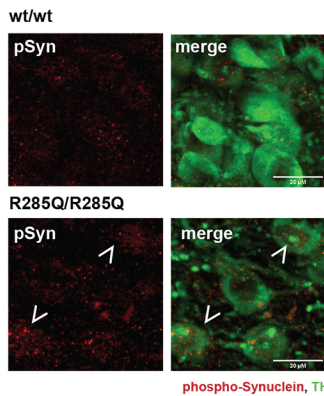
wild-type sequence gRNA PAM

5'... GAG ACT ACT TGG ACT GTG CTT CGA CGA TTT GGT TAT GAC GAT GAC ...3'
 Miro1 R285Q ssODN CGA CGA TTT Silent mutation

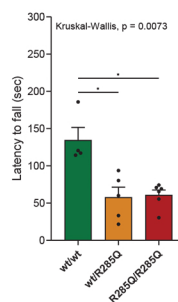
5'... GAG ACT ACT TGG ACT GTG CTT CAG CGG TTT GGT TAT GAC GAT GAC ...3'
CAG CGG TTT



G) SNpc pS129 α -synuclein (female mice)



H) Rotarod - trial 1



I) Rotarod - trial 2

